

Lakson Asset Allocation Developed Markets Fund (LAADMf)

Managed by: Lakson Investments Limited

Category

OE-Asset Allocation Fund

Overview: The Lakson Asset Allocation Developed Markets Fund (LAADMf) is managed by Lakson Investment Limited and Central Depository Company of Pakistan Limited (CDC) act as the Trustee. M/s KPMG Taseer Hadi and Co. Chartered Accountants are the statutory auditor of the fund for the period.

MFP Ranking - 1Yr

31-Dec-18 30-Jun-18

★★★★★ ★★★★★

Very Good Very Good

Mgt. Quality Rating

-

Performance Date

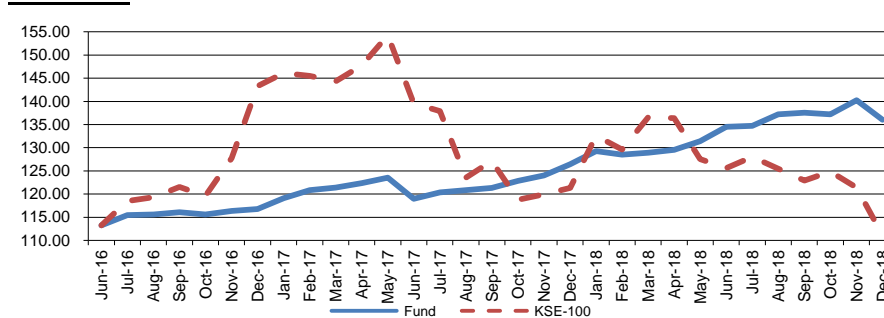
31-Dec-18

The investment objective of the LAADMf is to provide long-term capital appreciation by investing in a mix of domestic debt and developed markets securities. Benchmark performance of the LAADMf is calculated through Weighted average daily return of 6M KIBOR and the MSCI World Index based on the Scheme's actual proportion in the debt securities and developed market securities

Risk / Return Analysis (1 yr)

Return	
Excess Return*	3.47%
Peer Average	-9.14%
Peer Maximum	3.47%
Peer Minimum	-17.94%

Fund Price



Risk

Avg. Downside Risk	0.35%
Peer Average	1.29%
Peer Maximum	2.62%
Peer Minimum	0.20%

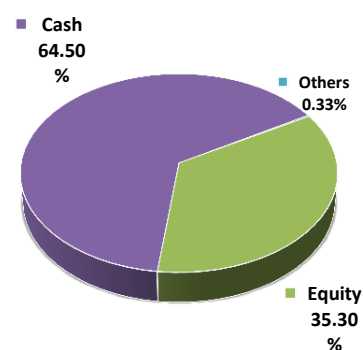
Peer Funds Count

11 Source: PSX, Fund Manager Report

History

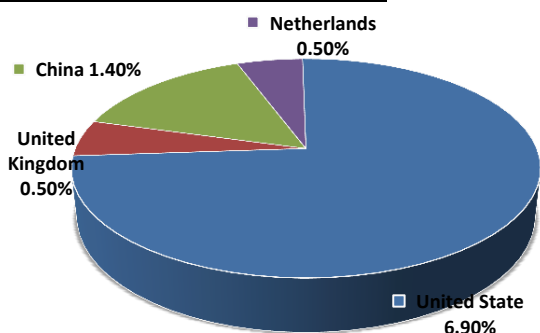
	30-Jun-14	31-Dec-14	31-Dec-17	30-Jun-18	31-Dec-18
MFP Ranking - 5Yr	NA	MFR-2 Star	MFR-4 Star	MFR-5 Star	MFR-5 Star
MFP Ranking - 3Yr	NA	MFR-2 Star	MFR-5 Star	MFR-5 Star	MFR-5 Star
MFP Ranking - 1Yr	1-Star	MFR-3 Star	MFR-5 Star	MFR-5 Star	MFR-5 Star
NAV (Rs.)	109.92	118.95	126.45	134.49	136.02
Fund Size (Rs. M)	598.0	586.0	277.0	271.0	219.0
Dividend (Rs.)	-	4.56	-	-	2.38
Bonus (%)	-	-	-	-	-
Revenues (Rs. M)	27.3	16.0	18.0	25.5	12.3
Dividend Income	1.6	1.0	0.4	0.7	0.6
Realized Cap. Gains	4.8	2.8	(0.5)	(0.5)	(0.1)
Unrealized Cap. Gains	1.5	10.9	8.6	8.6	3.7
Other Income	19.4	1.3	9.4	16.7	8.1
Expense Ratio (Annldz)	3.4%	1.4%	2.6%	1.7%	2.5%

Asset Class Allocation



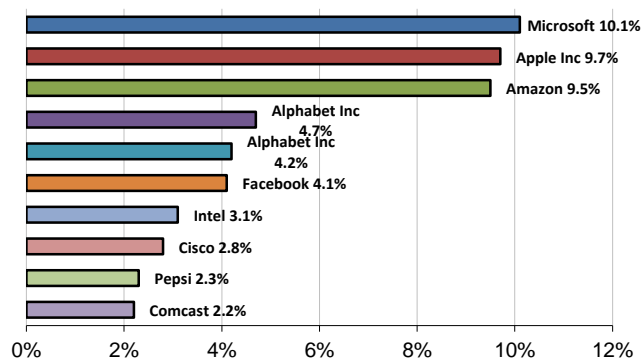
Source: Financial Statement of the Fund

Portfolio Diversification Country Wise:



Source: Fund Manager Report

Top 10 Holdings (Vanquard S&P 500) as on June 30, 18



Source: Fund Manager Report

Ranking Scale: MFR 5-Star (Top 10%), MFR 4-Star (Next 22.5%), MFR 3-Star (Next 35%), MFR 2-Star (Next 22.5%), MFR 1-Star (Last 10%)

* Calculated as the difference between fund return and risk free rate